


**SOMERVILLE SCHOOL
VASUNDHARA ENCLAVE, DELHI**

CLASS V

HOLIDAY HOMEWORK



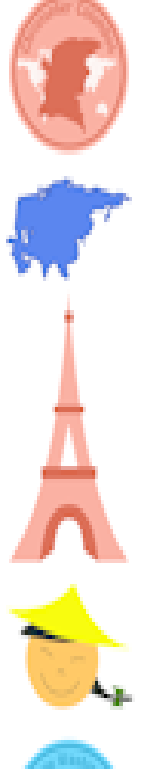
Dear Parents, Warm greetings!
Here are some tips to make these summer vacations special.

- Have at least two meals together with your children. Teach them the importance and hard work of the farmers and ask them not to waste their food.
 - Let them wash their plates after every meal. Children learn the dignity of labour from such activities .
 - Visit the grandparents and let your children bond with them. Their love and emotional support is very important for your child. Click snaps with them.
 - Share stories about your childhood.
 - Allow your child to play outdoors, get hurt and get dirty. It's okay for them to fall and experience pain once in a while. Comfortable life within the sofa cushions will make your child lazy.
- 

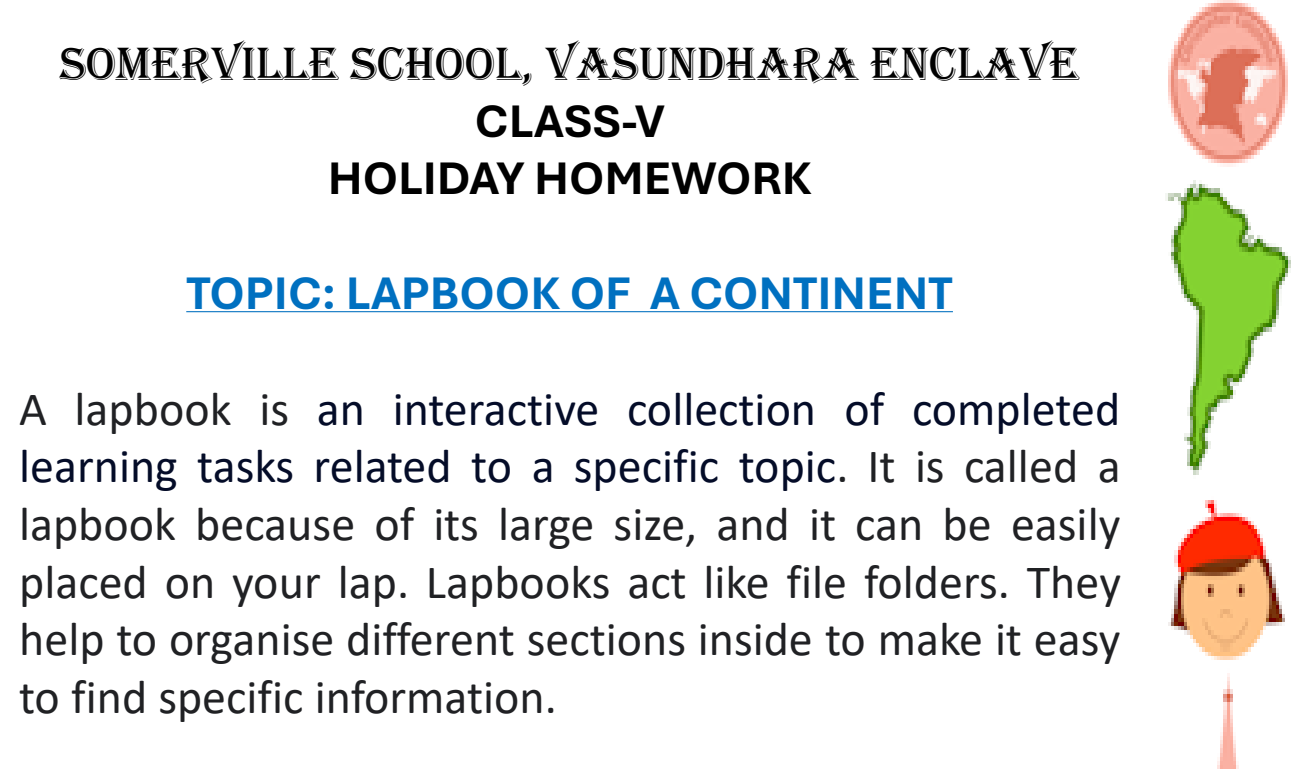


SOMERVILLE SCHOOL, VASUNDHARA ENCLAVE
CLASS-V
HOLIDAY HOMEWORK


TOPIC: LAPBOOK OF A CONTINENT



A lapbook is an interactive collection of completed learning tasks related to a specific topic. It is called a lapbook because of its large size, and it can be easily placed on your lap. Lapbooks act like file folders. They help to organise different sections inside to make it easy to find specific information.



The Earth's surface consists of large masses of land called continents and large bodies of water called oceans. Let's explore the continents on the Earth's surface.




Only one lapbook has to be made for all the subjects. Click on the given link to see how a lapbook can be made-

- <https://www.youtube.com/watch?v=Q90nR2XICUo>
- <https://littlebinsforlittlehands.com/wp-content/uploads/2020/12/7-Continent-Lapbook-2020.pdf>



Choose any one continent and cover the following topics in the lapbook-

SOCIAL SCIENCE AND SCIENCE-

1. History of the continent
 2. Language
 3. Tourist attractions in that continent
 4. Flora and fauna
- 

MATHS -

Solve the given questions and write your findings/ answers in the lapbook-

- Identify the area of the continent you have chosen in square kilometres .
- Write the area of that continent in the Indian and International number system in numerals and words.
- Find out the area of all the seven continents.
- Arrange the area of the seven continents in ascending order .
- Find the sum of all the area of all the continents.

ENGLISH-

1. In the lapbook write an acrostic poem using the continent you have chosen. Each line should begin with a letter from the name of the continent and describe a characteristic or aspect of that continent.

For example if you choose 'Africa' the poem has to be on Africa.

Absolutely vast and diverse land,
Full of cultures, so grand.
Rich in history, nature's delight,
Incredible wildlife, a breathtaking sight.
Countless landscapes, from deserts to green,
Africa's beauty, a treasure to be seen.

2. Continental Legends: Research myths, legends, or folktales from various continents. Choose one story that captivates you and rewrite it in your own words. Be sure to include descriptive language and vivid imagery to bring the tale to life.

HINDI -

कल्पना कीजिए यदि आप किसी महाद्वीप पर फंस गए हों तो वहाँ से बाहर निकलने के लिए आप क्या करेंगे। आपने क्या देखा , क्या खाया और कैसे बाहर आए? अपना अनुभव ५०-६० शब्दों में लिखिए। यह काम आप lapbook में ही करें ।

COMPUTER-

Create a cover page of the lapbook (in relation to the continent you have chosen) in MS Word various using features taught in class.

